

# VOICE COIL

THE PERIODICAL FOR THE LOUDSPEAKER INDUSTRY

Testbenched:

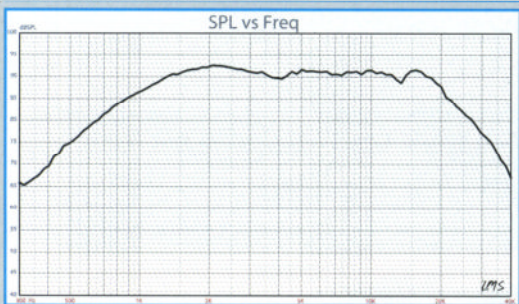


**ST 1108**

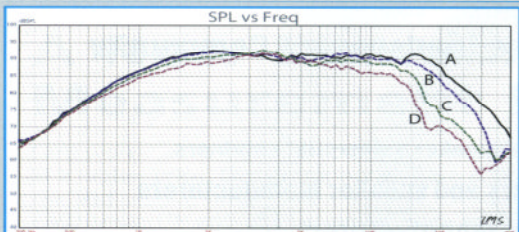
28mm Softdome tweeter



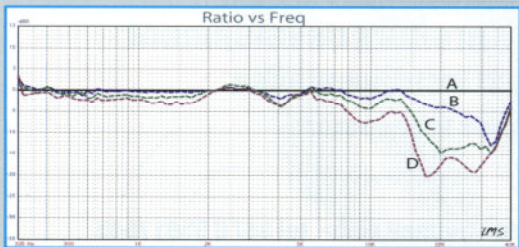
**FIGURE 1:** Morel ST 1108 free-air impedance plot.



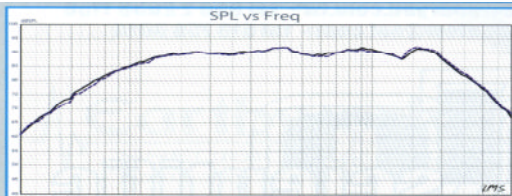
**FIGURE 2:** ST 1108 on-axis response.



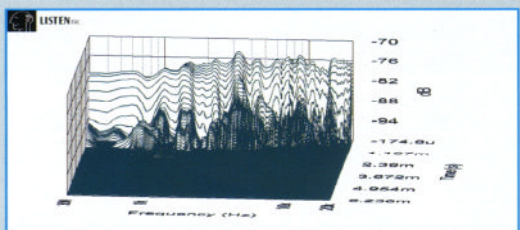
**FIGURE 3:** ST 1108 horizontal on- and off-axis frequency response (A = 0°; B = 15°; C = 30°; D = 45°).



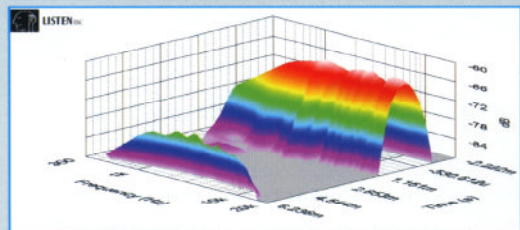
**FIGURE 4:** ST 1108 normalized on- and off-axis frequency response (A = 0°; B = 15°; C = 30°; D = 45°).



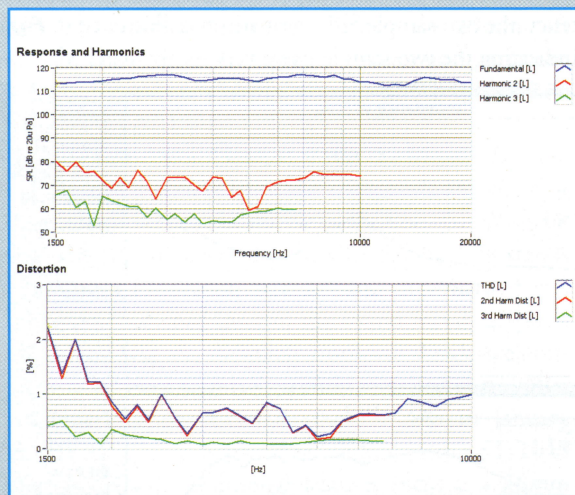
**FIGURE 5:** ST 1108 two-sample SPL comparison.



**FIGURE 6:** ST 1108 SoundCheck CSD waterfall plot.



**FIGURE 7:** ST 1108 SoundCheck STFT surface intensity plot.



**FIGURE 8:** Morel ST 1108 Sound-Check distortion plots.